

# AXLE INC.

Trailer Axle Specialists

Axles, Brakes, Tires/Wheels and Related Parts

53664 C.R. 9 \* Elkhart, IN 46514

(574) 264-9434 \* (800) 349-3427 \* Fax (574) 266-0042

www.axleinc.com email: info@axleinc.com

## Torsion Axle Order Form

Quantity: \_\_\_\_\_

Print #: \_\_\_\_\_ Axle Brand: \_\_\_\_\_

Axle Capacity: \_\_\_\_\_ Tube Shape: Hexigon Square

Brake: Yes No Flange for brake: Yes No

Type: Electric Hydraulic Hydraulic Disc

Tube: Straight v-Bend

### Measurements:

Hub Face: \_\_\_\_\_ Outside of Bracket: \_\_\_\_\_

Inside of Bracket: \_\_\_\_\_

A: \_\_\_\_\_ or B: \_\_\_\_\_

Bracket Direction: Long Leg In Long Leg Out

Side Mount hangers: yes no

Space between axle tube and bracket: \_\_\_\_\_

Bolt Pattern: 4 on 4.0 5 on 4.5 5 on 4.75 5 on 5.0 5 on 5.5 6 on 5.5 8 on 6.5

Stud size: 1/2" 9/16" 5/8"

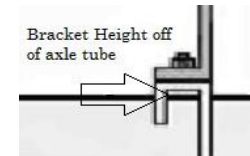
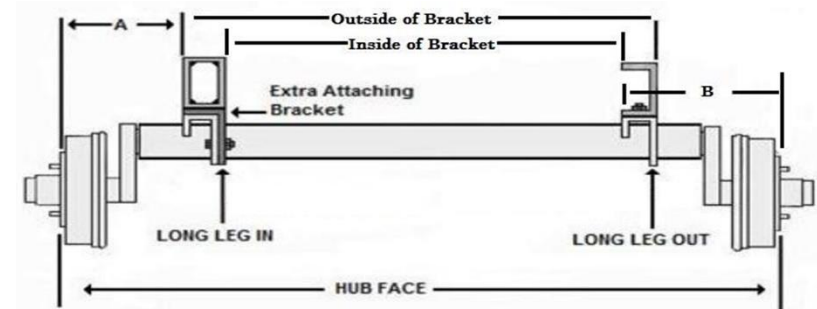
Ultru Lube/EZ Lube: Yes No

\*grease zerc in spindle

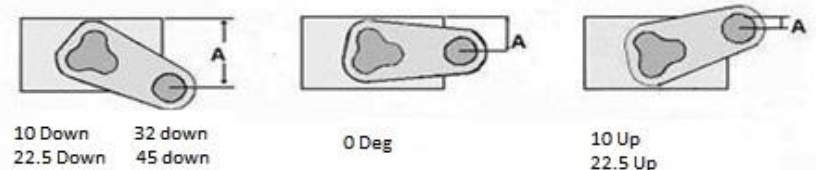
Start Angle of Swing Arm: \_\_\_\_\_

May vary with capacity

See diagram on right for examples



### Standard Start Angles



If you need to determine start angle, please measure from TOP of BRACKET to CENTER OF SPINDLE. Above angles are examples only, other angles may be needed.

### Total Swing Arm Movement

